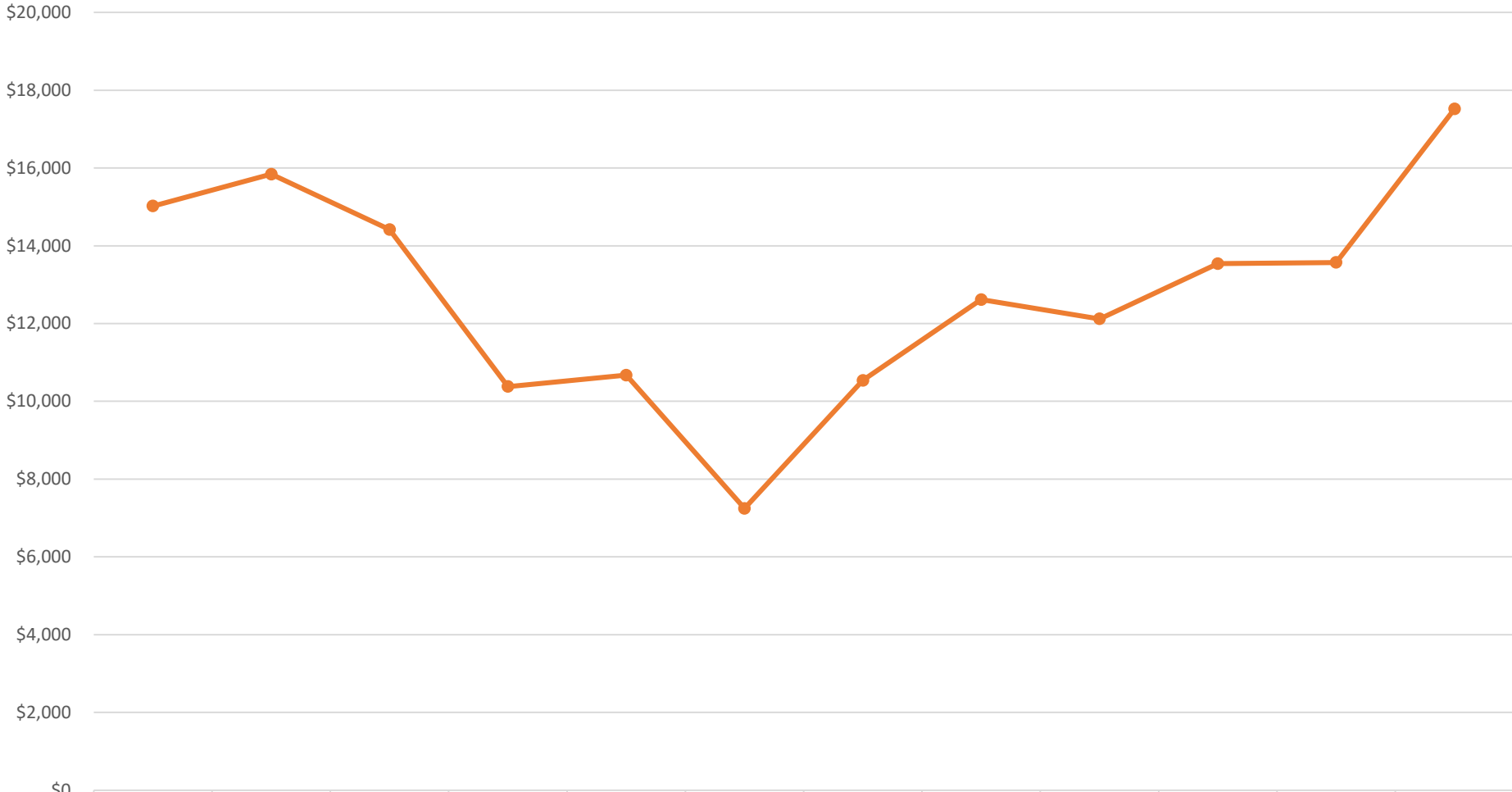


Springtown ISD - Water Consumption (Gallons) 2017-2018 School Year



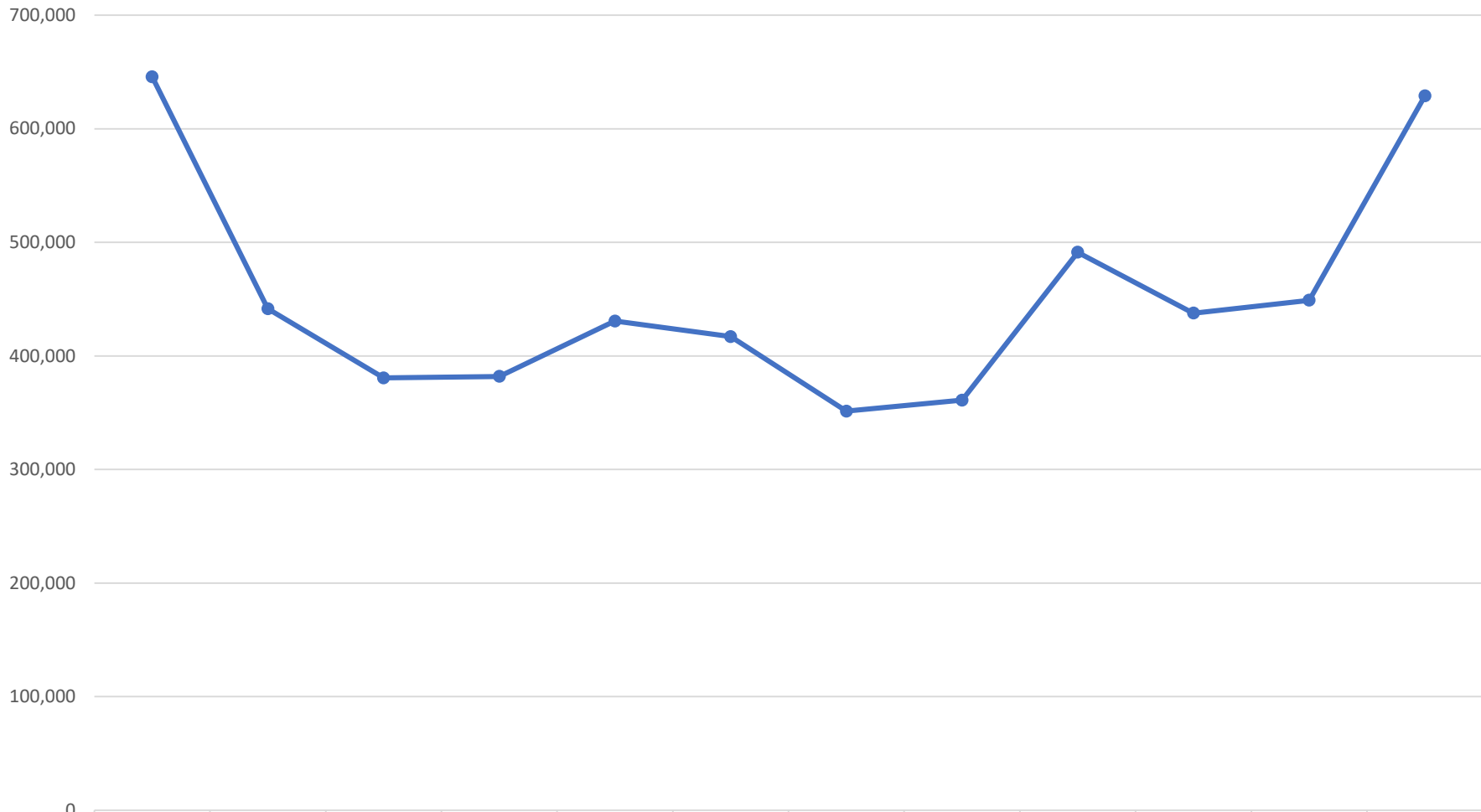
	Sep-17	Oct-17	Nov-17	Dec-17	Jan-18	Feb-18	Mar-18	Apr-18	May-18	Jun-18	Jul-18	Aug-18
Consumption (Gallons)	1,093,804	1,177,142	1,083,234	552,489	534,918	270,203	549,573	780,528	917,493	1,187,476	1,176,066	1,369,442

Springtown ISD - Water Costs (\$) 2017-2018 School Year



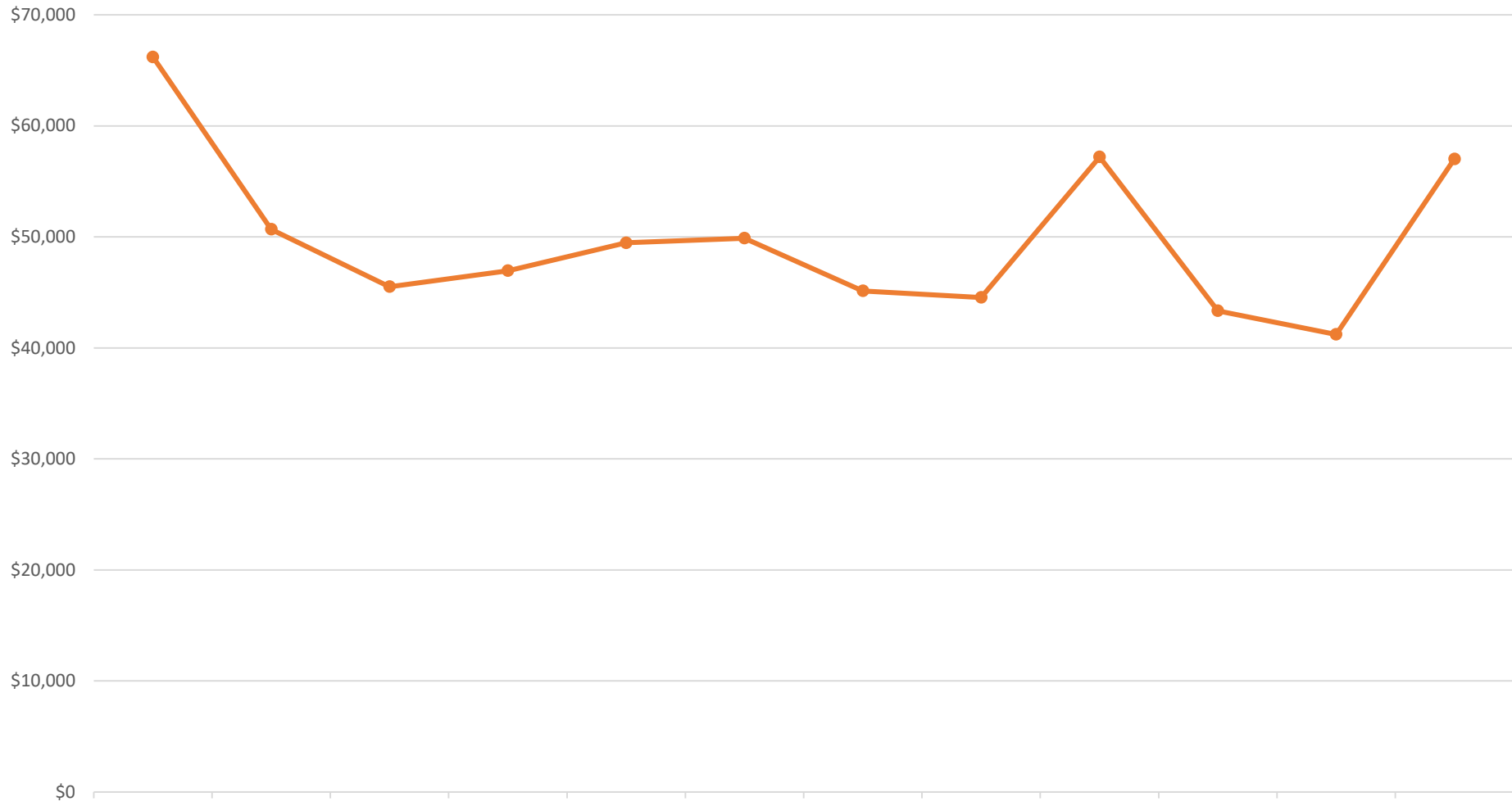
	Sep-17	Oct-17	Nov-17	Dec-17	Jan-18	Feb-18	Mar-18	Apr-18	May-18	Jun-18	Jul-18	Aug-18
Actual Costs	\$15,020	\$15,841	\$14,415	\$10,378	\$10,674	\$7,246	\$10,538	\$12,615	\$12,121	\$13,540	\$13,570	\$17,516

Springtown ISD - Electricity Consumption (kWh) 2017-2018 School Year



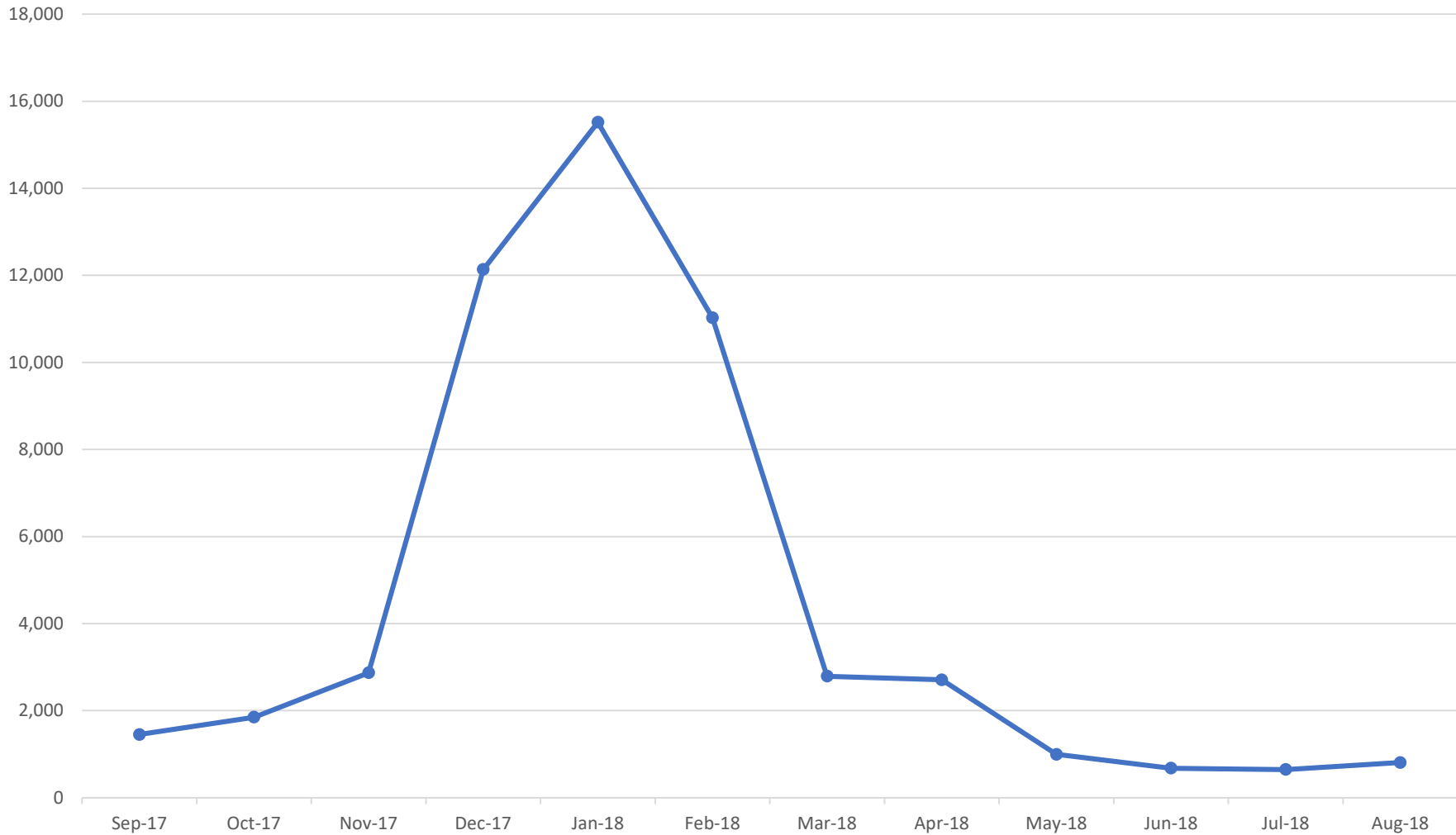
	Sep-17	Oct-17	Nov-17	Dec-17	Jan-18	Feb-18	Mar-18	Apr-18	May-18	Jun-18	Jul-18	Aug-18
Consumption (kWh)	645,724	441,589	380,641	381,895	430,676	417,020	351,335	360,993	491,272	437,633	449,014	628,889

Springtown ISD - Electricity Cost (\$) 2017-2018 School Year



	Sep-17	Oct-17	Nov-17	Dec-17	Jan-18	Feb-18	Mar-18	Apr-18	May-18	Jun-18	Jul-18	Aug-18
Actual Costs	\$66,209	\$50,687	\$45,516	\$46,949	\$49,464	\$49,877	\$45,133	\$44,539	\$57,201	\$43,342	\$41,211	\$57,020

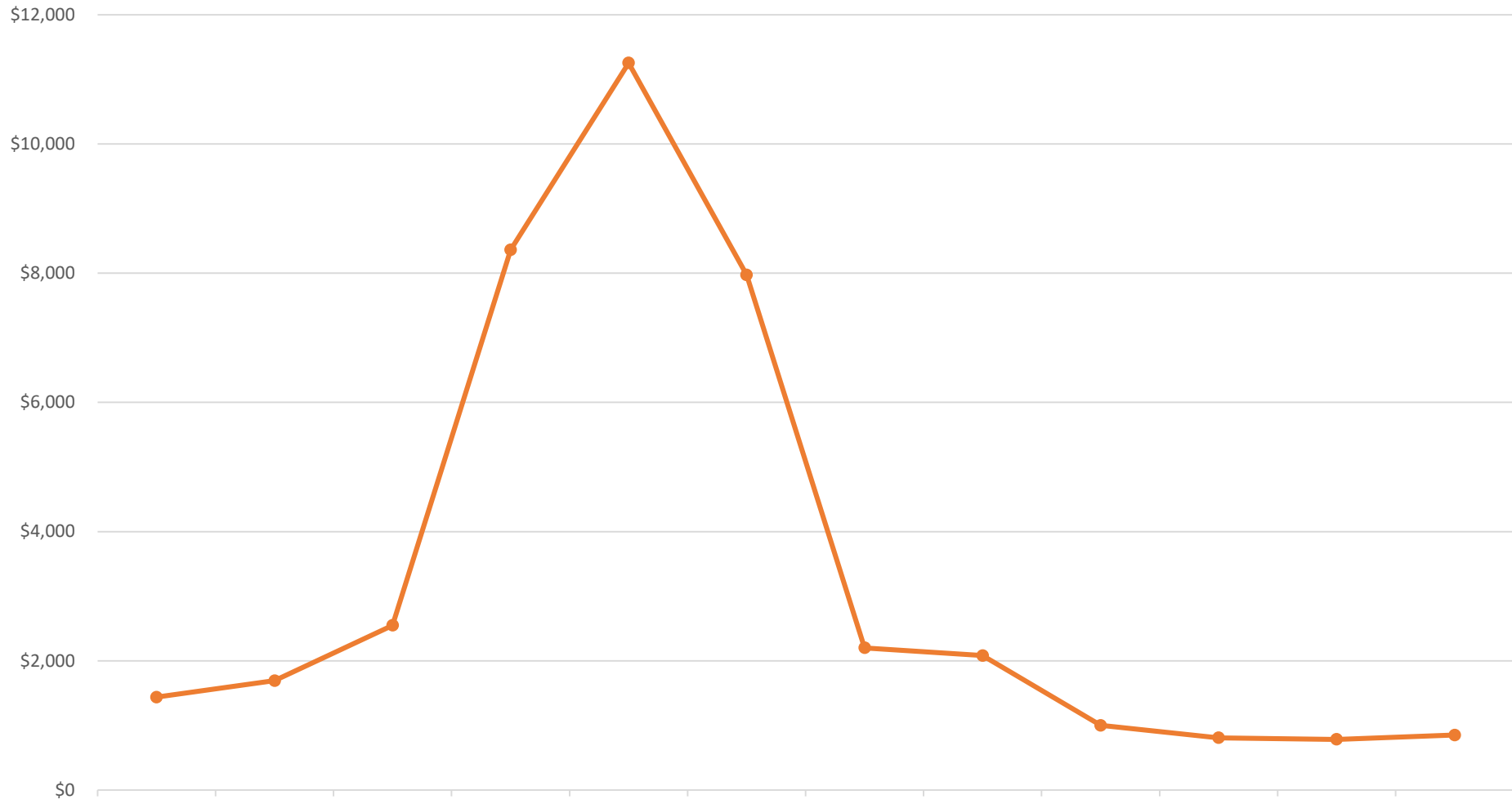
Springtown ISD - Natural Gas Consumption (CCF) 2017-2018 School Year



● Consumption (CCF)

Sep-17	Oct-17	Nov-17	Dec-17	Jan-18	Feb-18	Mar-18	Apr-18	May-18	Jun-18	Jul-18	Aug-18
1,452	1,851	2,871	12,134	15,515	11,023	2,792	2,708	997	678	648	808

Springtown ISD - Natural Gas Costs (\$) 2017-2018 School Year



—●— Actual Costs

Sep-17	Oct-17	Nov-17	Dec-17	Jan-18	Feb-18	Mar-18	Apr-18	May-18	Jun-18	Jul-18	Aug-18
\$1,438	\$1,692	\$2,548	\$8,363	\$11,254	\$7,975	\$2,200	\$2,080	\$1,001	\$808	\$784	\$851